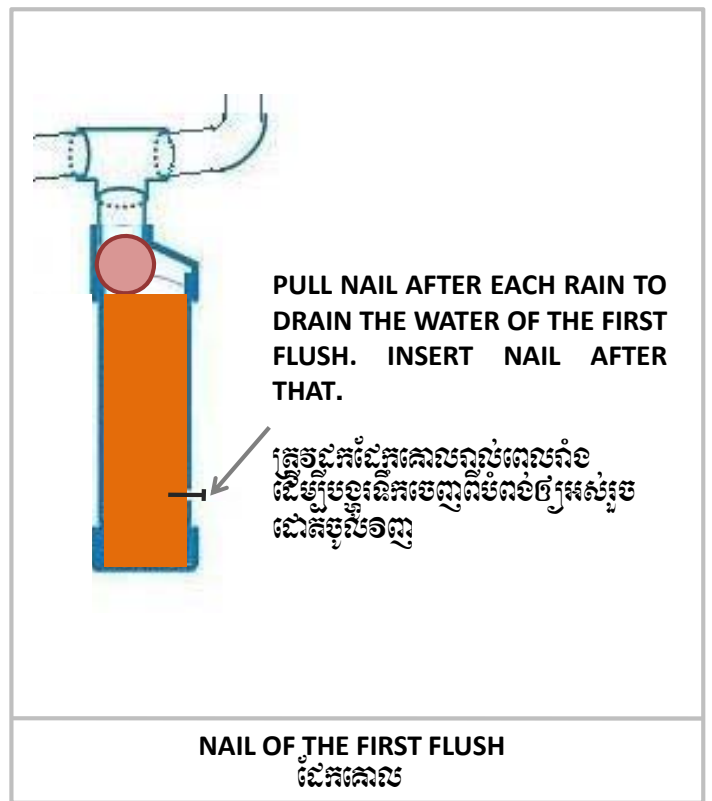
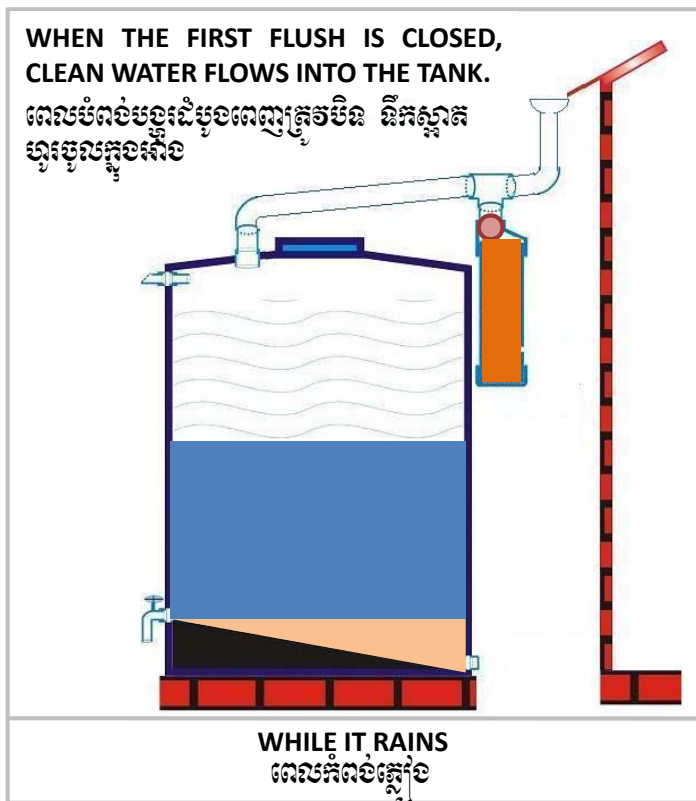
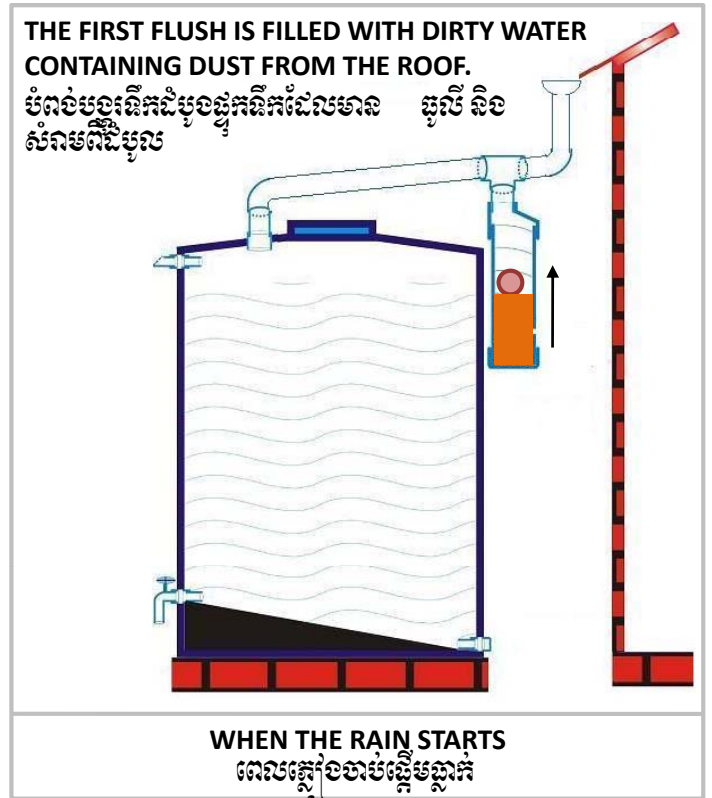
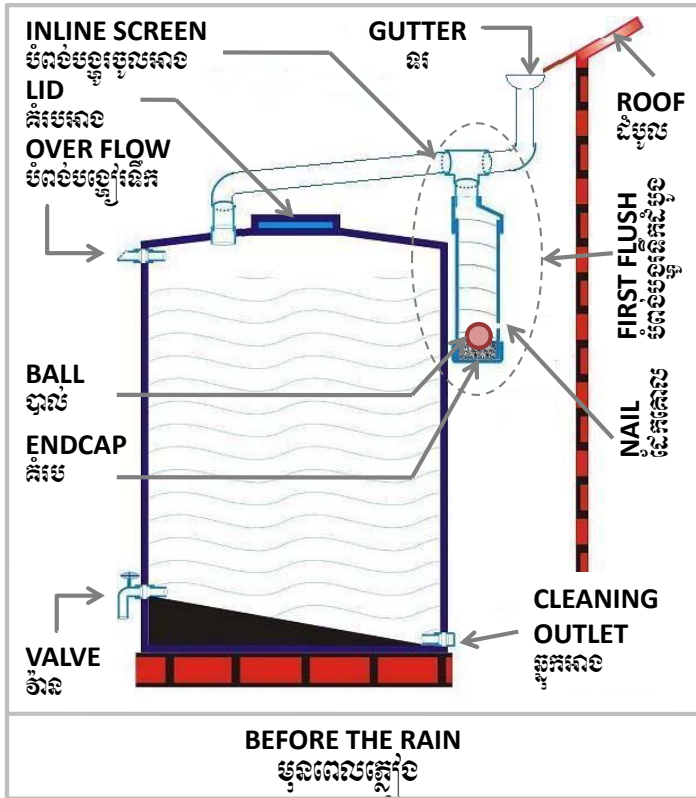


CLEAN WATER FROM YOUR RAIN WATER TANK

ទឹកស្អាតចេញពី អាងទឹករបស់អ្នក



CLEAN WATER FROM YOUR RAIN WATER TANK


ទឹកស្អាតចេញពី អាងទឹករបស់អ្នក

EVERY 2 MONTHS:
CLEAN THE FIRST FLUSH AND
BUY A NEW BALL IF IT IS
DAMAGED.

រៀបចំរាល់ពីរខែម្តង ត្រូវលាងសំណាត់
 ដំបូលម្តង ត្រូវប្តូរម្ជុំបាល់បើវាខូច



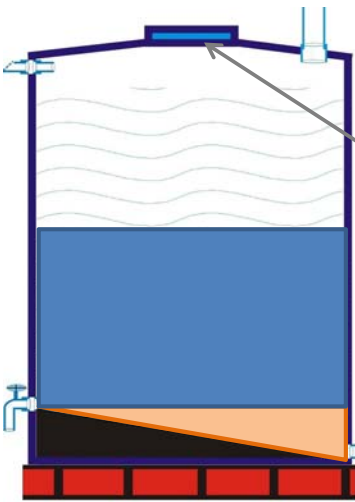
ENDCAP
 គំរែប



INLINE SCREEN
 សំណាញ់

EVERY YEAR BEGINNING OF WET SEASON:
OPEN THE CLEANING OUTLET TO RINSE OUT THE
DIRT UNTIL THE OUTFLOWING WATER IS CLEAR.
ALSO CHECK THE LID TO MAKE SURE IT'S CLOSED.

រៀបចំរាល់ឆ្នាំចាប់ពីដំបូងរដូវវស្សា ត្រូវបើកចេញចំណុះលាងសំណាត់
 រហូតទៅទឹកចេញស្អាត ក៏ត្រូវត្រួតពិនិត្យលើដំបូល ត្រូវបិទជិត



LID
 ដំបូល

CLEANING OUTLET
 ចំណុះលាងសំណាត់

WHO IS RESPONSIBLE FOR CLEANING?

IT'S YOU, BECAUSE YOU OWN THE RAIN WATER TANK . CLEAN IT REGULARLY BY YOURSELF, WITH THE HELP OF YOUR NEIGHBOUR OR THE CLEANING SERVICE IN YOUR VILLAGE. FOR REPAIR YOU CAN GET SPARE PARTS ON THE MARKET OR THE ENDCAP AT SORYA DEVELOPMENT FOR CAMBODIA.

DO NOT FILL POND WATER INTO IT. IT'S DIRTY AND WOULD POLLUTE THE TANK AND THE RAIN WATER.

តើអ្នកណាទទួលខុសត្រូវចំពោះការលាងសំណាត់?

ការលាងនេះគឺអ្នកទីពឹងព្រោះអាងទឹករបស់អ្នក។ ត្រូវលាងជាប្រចាំ ដោយខ្លួនឯងឬជួលសេវាលាងសំណាត់ក្នុងភូមិរបស់អ្នក។
 ចំណាំ៖ សូមកុំបញ្ចូលទឹកស្រះឬទឹកត្រពាំងចូលក្នុងអាង